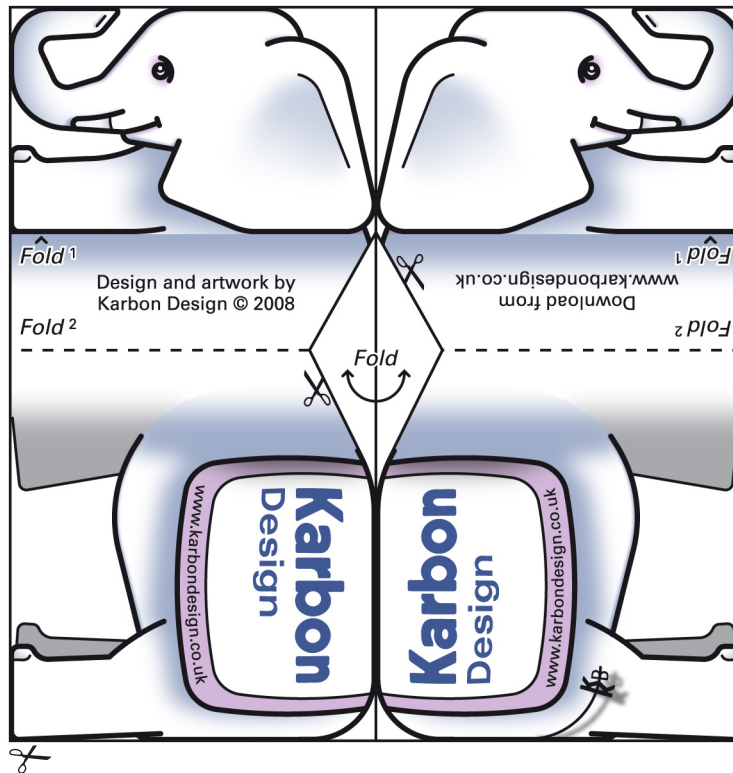


# Karbon Design



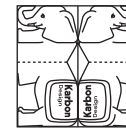
You'll need scissors and clear tape to make 'Karbo' the elephant.

Karbon Design Elephant: KDelephant.pdf


# elephant



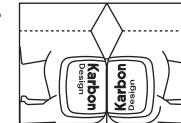
1. Cut out elephant.



2. Fold in half and cut out the 'triangle' area.



3. Open out and make the first 'Fold 1' forward, away from you.




4. Make the second 'Fold 2' back, towards you. Do not fold both pieces.

5. Push the head back to the body and fold in half.



6. Tape rear legs together along with the trunk. Stand elephant up.



**Karbon Design**

[www.karbon.co.uk](http://www.karbon.co.uk)